

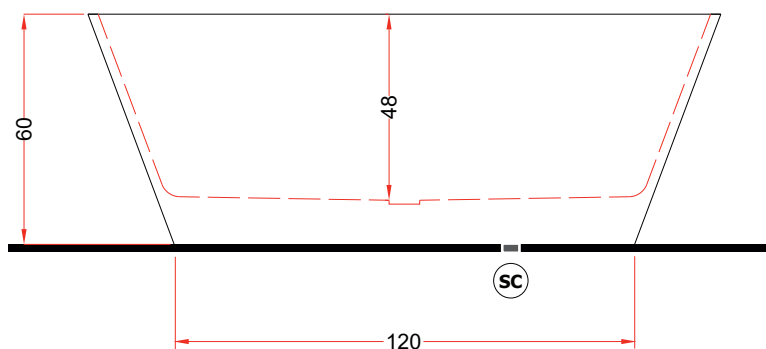
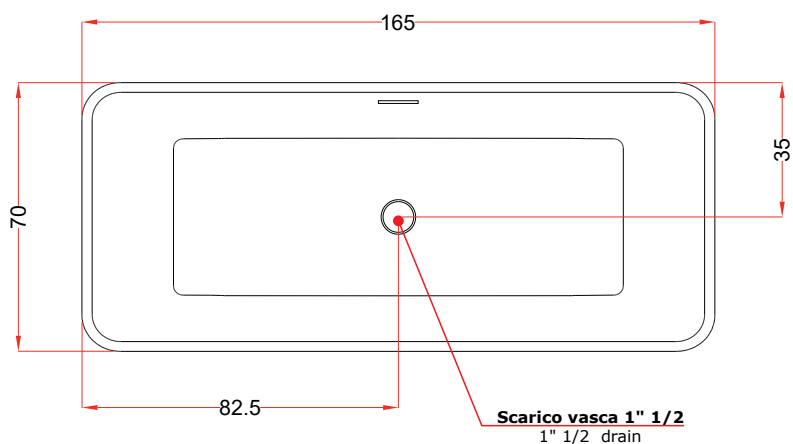
### Dati tecnici Technical features

Max contenuto d'acqua Max water capacity	<b>310 l</b>
Peso a vuoto Dry weight	<b>185 kg</b>

### Dati dimensionali Dimensional features

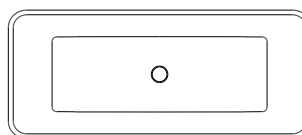
Volume d'imballo Packaging volume	<b>0.9 m<sup>3</sup></b>
Peso spedizione Shipping weight	<b>248 kg</b>

### Disegno tecnico / Technical drawing



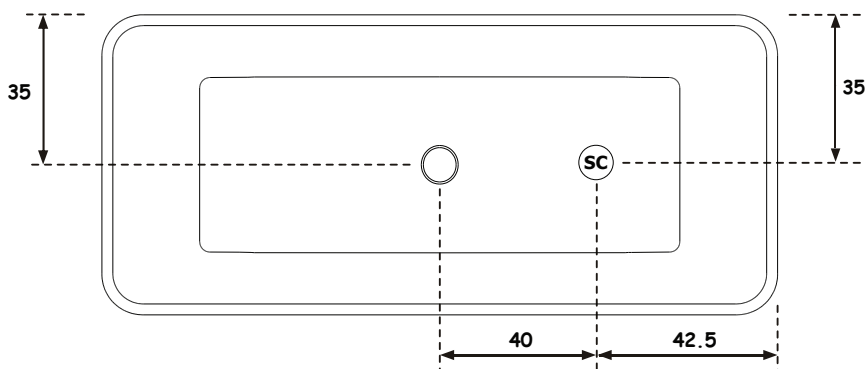
Scarico a terra consigliato **(SC)** Recommended grounded drain

### Installazioni disponibili / Installations allowed



**CENTRO STANZA**

**Installazione idraulica - Rubinetteria vasca / Hydraulic installation - Bathtub taps**



Scarico a terra consigliato **SC** Recommended grounded drain

**VISTA DA SOTTO - posizione piedini**

