


Dati tecnici Technical features

Max contenuto d'acqua Max water capacity	348 l
Peso netto Net weight	68 Kg


Dati dimensionali Dimensional features

Volume d'imballo Packaging volume	1.2 m ³
--------------------------------------	--------------------

Installazioni disponibili Installations allowed



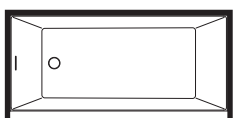
CENTRO STANZA




1/3(SX)



2/4 (DX)

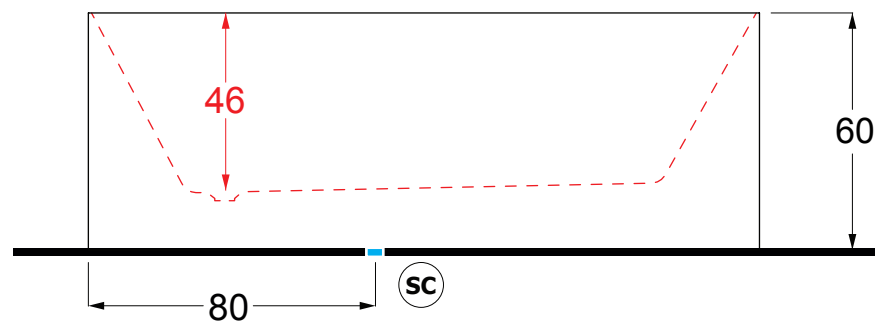
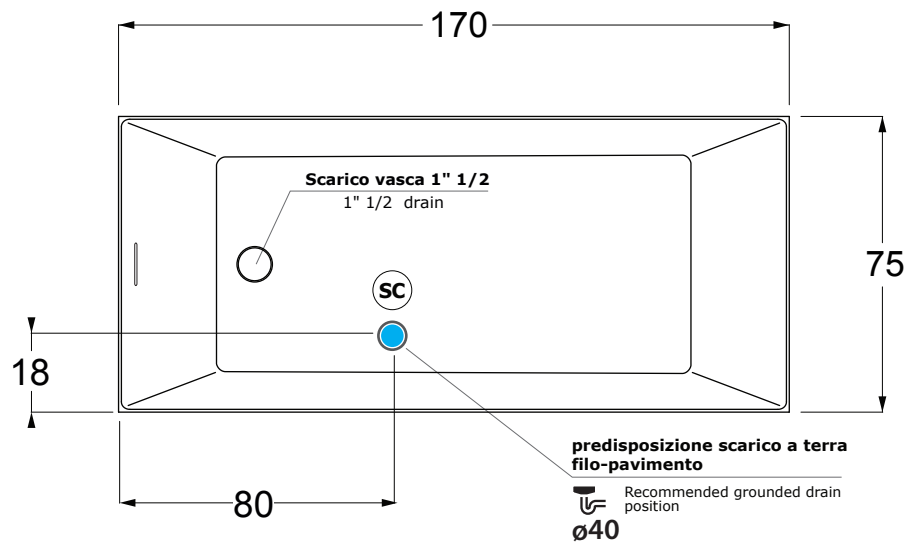


5/6



7/8

Disegno tecnico / Technical drawing



Scarico a terra consigliato filo-pavimento SC Recommended grounded drain ø40

Punti di appoggio a terra / Ground support points

VISTA DA SOTTO - posizione piedini

